Mock exam information for students and parents
January 2027

Introduction 2
Learning and remembering 3
Revision strategies 3
English language 7
English literature 8
Maths 9
Separate sciences 10
Combined sciences 11
Religious Studies 12
Art 13
Computer Science 14
Engineering 15
Enterprise and marketing 16
Geography 17
History 18
Hospitality and Catering 19
iMedia 20
Music 21
PE 22
Photography 23
Spanish 24

Introduction

The aim of this booklet is to provide students and parents with the key information about the GCSE mock exams in January. At the start of the booklet is a summary of key strategies that you can use as part of your revision. Revision is most beneficial when you are focused and engaged with what you are doing, so it's best to try a range of different activities and strategies to ensure that things don't become too repetitive.

After this, there are tables for each subject that contain the following information:

- Information about the number of exam papers and the content that you will need to know for each exam, where applicable. Remember this is bespoke for the mock exams only, so there may be more to the actual exams in the Summer.
- The dates of your exams. Whilst it is very important to know when your exams are so that you can plan your revision, please don't just focus on the ones that are at the start – make sure that your revision timetable allows for effective reason for all subjects.
- The key topics for each subject. This is to ensure that you know which topics make up the course and therefore what you need to cover as part of your revision. Please don't focus your revision just on the topics that you know well – it's the topics that you are less familiar with that you need to focus upon!
- The exam board for the course. This will help you find the specification, which lists what you need to know for each subject, and exam papers.
- Suggested revision guides and websites that you can use to aid your revision. Please do remember that revision is an ACTIVE process. The best revision materials are the ones that you create yourself, as the process of creating them is an act of revision in itself. Commercially produced revision guides are only as good as the use you make of them. Ultimately, they are simply just another book.
- The subject leaders' email addresses are included at the end of the table if you have any further questions.

Active revision cycle for a specific topic/section in a subject

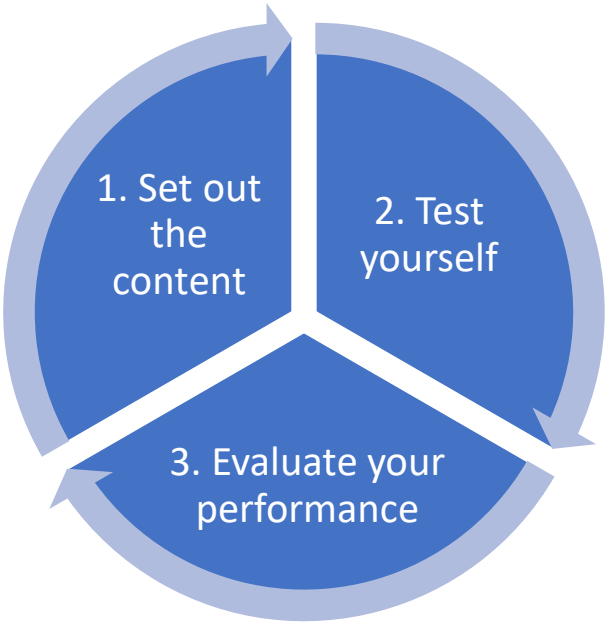

Back to contents

Learning and remembering

The first step is to understand what these terms mean:

- **Learning** = Understanding and creating new memories (saving information)
- **Revision** = refreshing existing memories so that they are available to be used when you need them (organising into files and folders)
- **Exams** = memory tests that require you to use your memories to complete a series of specific challenges.

You can't revise something that you haven't learnt already, just as you can't organise files that do not already exist, so the first part of this is to make sure your brain is actively engaged during your lessons. To learn, you need to pay attention, making connections between the different ideas that you are learning. To revise, you need to review what you have been taught, refreshing these ideas and practising the retrieval of key knowledge from your long-term memory.

Revision strategies

Strategy 1: retrieval relay race

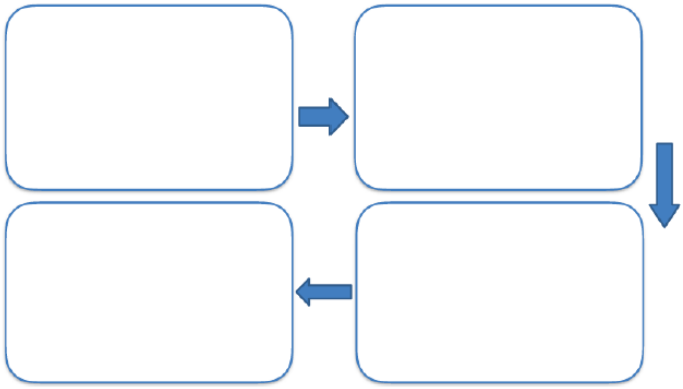

Choose a full topic you have studied or a particular past paper question you could be asked.
Without using your notes, write as much as you can remember in the first box.
Now spend 3 minutes (or a different amount of fixed time if appropriate) reading your notes, before putting them away.
Now add any further information to the second box.
Repeat these steps for boxes 3 and 4. By box 4, you should have a fully complete answer or topic summary.
The final boxes highlight any gaps in your knowledge, as these are the parts that took you the longest to remember.

Strategy 2: flash cards



Flash cards are an excellent resource to consolidate your knowledge and learning on a particular topic.
You can use course topic outlines or checklists to identify headings or titles for one side of the flashcard. On the other side, you can write your sample answer or a summarised guide of how to structure your answer to a question.
You can now use your flashcards as marking schemes to attempt past paper questions. For example, you might revise the flashcard and then attempt the question. Use the flashcard to mark your answer and identify any areas your missed.

You could give your flashcards to a friend or family member to test your knowledge on a topic or question. Based on the flashcards you created, they will have the heading and the answer to test you. Remember to take a note of any questions you're not sure of to ask your teacher for help or guidance.

Strategy 3: flashback Friday

At the end of the week, create a series of ten questions based on what you've revised that week for that subject.

It might be one topic or a range of topics and you should include the answers too.

Each week, add ten more questions and answers, but also look back and test yourself on the questions created from previous weeks.

By doing this on a regular basis over the course of the year, you have divided your revision into chunks and created a bank of questions which you can refer to at a later date for revision.

Geog your Memory – Week 1		
1	**Explain** why the earth only receives 50% of incoming solar radiation	6
2	**Explain** the processes involved in the formation of a ribbon lake	8
3	**Explain** the social, economic and environmental issues facing residents living in shanty towns in a developing country you have studied	8
4	**Outline**, the physical and human factors that need to be considered when selecting a dam site	10
5	Which country in the world has the most number of lakes?	1

Geog your Memory – Week 2		
1	Give reasons for the differences between a Brown Earth and a Gley soil	10
2	Describe the origin and characteristics of the tropical maritime and tropical continental air masses	6
3	For a voluntary migration flow you have studied, give reasons for the flow of migration.	8
4	Account for why only using a single indicator of development is less effective than a combined indicator such as HDI	6
5	Which is the largest island in the world?	1

Geog your Memory – Week 3		
1	**Explain** the formation of a headland and bay	10
2	**Account for** the distribution of energy around the earth by the three cell model.	8
3	**Explain** the human impacts on the Hydrological cycle (deforestation, urbanisation, mining, dams/reservoirs)	8
4	**With the aid** of an annotated diagram, **explain** how a balance is maintained in the hydrological cycle	10
5	How many islands does Scotland have? (you can round your answer to the nearest hundred)	1

Make sure your questions refer to content from your course checklist or the specification and from past paper questions for your subjects.

Strategy 4: dual coding

The term 'dual coding' refers to the process of combining written text with visuals. This might take the form of a timeline, diagram or infographic, depending on what is most suitable for the subject or topic.

These can be created by writing down information from memory, with accompanying relevant images to enhance your points.

You can then check your notes to identify information you have missed.



Strategy 5: mind-mapping from memory

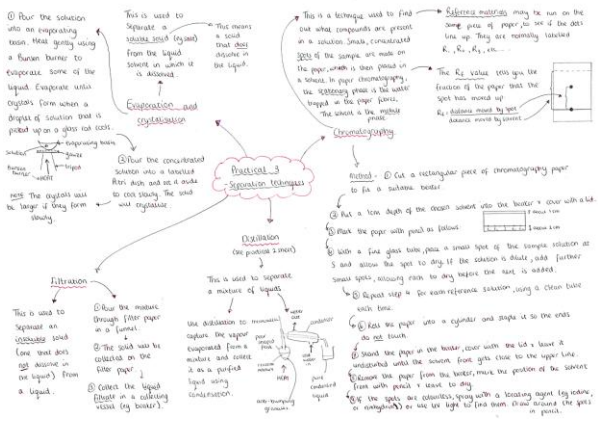

For maximising long-term learning, creating memory maps as a retrieval practice is more challenging and so more effective without using your notes to directly copy from.

Choose a topic you have studied. On the paper, write down the headings which cover the key content in the topic.

Now revise your notes on one particular section for 5 minutes. Write down on your mind map all you can remember. Repeat for the next section until you have covered all headings. Now go back and check each section using your notes, adding anything you might have missed.

Strategy 6: revision clocks

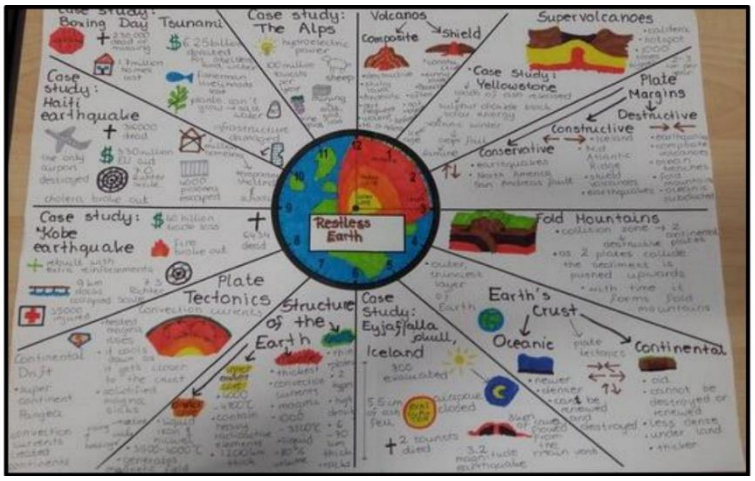

Write your topic title in the middle and then split your paper into 12 segments, like a clock face and the picture below.

In each section, write a different question or sub-topic that links to your main topic or are things you can be asked about as part of this unit of work.

Take two colours. Using the first pen, spend 5 minutes completing a segment of your clock from memory. Check your notes to see that you've included everything that was needed. Using your second colour, add in any information that you missed the first time around. Using the different colours highlights the information that you initially forgot when you revisit the revision clock sheet.

Like in the example here, you could also include dual coding in your revision clock. You should repeat the exercise later on in your revision to see how much you can still remember. Challenge yourself by giving less time for each section.

Strategy 7: road map from memory

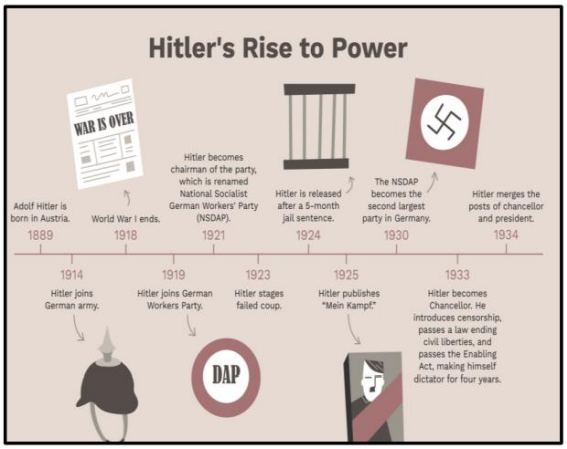

This might be helpful when you need to retrieve information in a sequence, for example the order of a play in drama, a plot of a key text in English or a timeline in history.

The road map just requires a start point and an end point and you fill in the information in between.

Like with the mind mapping from memory or the revision clocks, you should do this without directly copying from your notes.

Again, you should add the key facts, but can use dual coding to support your memory.

Strategy 8: challenge grids



You will know what questions within a topic you personally find the most challenging. In this strategy, you make your own challenge grid where you rank the difficulty of the questions.

You should make the easier questions worth one point, going to 4 points for the most challenging questions. You could colour code the questions so you know how many points they are worth.

You then need to use your grid to challenge yourself to remember as many answers as possible. You could write these down and then check the answers using your notes or you could ask a friend or family member to help quiz you on the topic.

The important thing is to answer the questions without looking at your notes – you need to test how much you can remember. If there are questions that you keep getting wrong, you could make a flash card for that topic that you revisit each day.

Strategy 9: cops and robbers



Write a series of topics to write about or questions to answer in the first column of the table.

Use the 'cops' column to write as much as you can remember about the question or topic in a set amount of time, for example 5 minutes. Remember, no notes are allowed during this first section. You should then use your notes to check that the information you've written is correct and accurate.

You then need to complete the robbers column by adding points your peers have written down in their 'cops' column that you've missed. Once you've filled this column, use your notes to check that the information you've taken from them is accurate (let them know if it isn't!). If you're working independently, you can fill in the 'robbers' column using your notes in a set amount of time. The 'robbers' column highlights gaps in your own knowledge, as you didn't remember them initially, so these should be the ones that you work on using some of the other strategies.

Strategy 10: past paper questions

You should also be doing past paper questions to practice applying your knowledge to exam questions. To do this, make sure you know which exam board is used for each of your subjects and then search for these online or use the links in the tables below.

Now you have them, what is your plan? Are you going to attempt them using your notes and then use the mark scheme to check your answers? Are you going to attempt them without your notes and then use the mark scheme to check your answers? Are you going to attempt them in one colour without your notes, add in any further details in a second colour using your notes and then use the mark scheme to check?

If you're not sure how to use the mark scheme or what is says, please do ask your teacher to have a quick look through it with you.

Back to contents

English language

Mock exam paper	Date of exam	Length of exam	Key topics for each exam
English language Paper 1	Monday 11th January – am	1 hour 45 minutes	Paper 1: Explorations in creative reading and writing.
English language Paper 2	Tuesday 19th January – am	1 hour 45 minutes	Paper 2: Writers' viewpoints and perspectives.

Exam board	AQA
Suggested revision guides	• CGP GCSE AQA English language complete revision and practice. ISBN: 978-1782944140 • CGP GCSE AQA English language exam practice workbook. ISBN: 978-1782943709 • Collins SNAP revision reading (Papers 1 and 2). ISBN: 978-0008218089 • Collins SNAP revision – writing (Papers 1 and 2). ISBN: 978-0008242336
Suggested revision websites	• Past papers: https://www.aqa.org.uk/find-past-papers-and-mark-schemes • Mr Bruff Paper 1: https://www.youtube.com/watch?v=OIIwGb7bSOI&list=PLqGFsWf-P-cBkIVTQseR1pQtuKeQTfXNk • Mr Bruff Paper 2: https://www.youtube.com/watch?v=yKZ_Tr2Y-CE&list=PLqGFsWf-P-cCHHrPktm4_MLO76pwXSsPQ
Checklist	English Language knowledge organisers
Contact	e.rowland@settlecollege.n-yorks.sch.uk or a.ellwood@settlecollege.n-yorks.sch.uk

Back to contents

English literature

Mock exam paper	Date of exam	Length of exam	Key topics for each exam
English literature Component 1	Wednesday 13th January – am	2 hours	Shakespeare and Poetry
English literature Component 2	Monday 25th January – am	2 hours 30 minutes	Post-1914 Prose/Drama, 19th Century Prose and Unseen Poetry

Exam board	Eduqas
Suggested revision guides	- Eduqas English literature complete revision and practice: ISBN 978-1789082661 - Romeo and Juliet: https://www.aht.me.uk/product-page/eduqas-gcse-romeo-juliet-revision-guide - Romeo and Juliet: ISBN: 9781471851650 (Look for second-hand copies online) - A Christmas Carol: https://dormston.dudley.sch.uk/wp-content/uploads/2022/04/EMC-CCRevision_for_Eduqas.pdf
Suggested revision websites	Past papers: https://www.eduqas.co.uk/home/past-papers-and-mark-schemes/ Resources produced by the exam board: - Romeo and Juliet: https://d3kp6tphcrvm0s.cloudfront.net/ebl23-24_6-1 - A Christmas Carol: https://d3kp6tphcrvm0s.cloudfront.net/ebl21-22_5-2 - An Inspector Calls: https://d3kp6tphcrvm0s.cloudfront.net/ebl21-22_5-3 - Anthology Poetry: https://resources.eduqas.co.uk/pages/ResourceSingle.aspx?rlid=2197 *Please note, you need to click on the 'Blended learning' link for the lessons for each poem.* - Unseen Poetry: https://d3kp6tphcrvm0s.cloudfront.net/ebl21-22_5-4 Also check out the following: www.sparknotes.com www.revisionworld.com www.senecalearning.com www.physicsandmathstutor.com www.litcharts.com for general revision. If you type 'Sparknotes' and 'Romeo and Juliet' into a search engine, for example, it will bring up the link for the study guide.
Checklist	English Literature knowledge organisers
Contact	e.rowland@settlecollege.n-yorks.sch.uk or n.jones@settlecollege.n-yorks.sch.uk

Back to contents

Maths

Mock exam paper	Date of exam	Length of exam	Key topics for each exam
Paper 1 – Non-calculator	Thursday 14th January – pm	1 hour 30 minutes	**Please note that the topic list is not specific to each paper and represents the summer exams. This means any of the following topics can appear on any paper.** **Foundation Tier Key Topics** Types of number – Multiples, Factors, Prime, square and cube numbers, Negative Numbers, Fractions and Percentages, Ratio and Proportion, Expanding Brackets, Solving Equations, Sequences, Substitution, Linear and Quadratic Graphs, Conversion Graphs, Perimeter and area of shapes, Mass, Density and Volume, Speed, Distance and Time, Plans and Elevations, Pythagoras Theorem and Trigonometry, Transformations, Congruency and Similar Shapes, Vectors, Venn Diagrams, Probability, Types of graphs - Bar charts, Scatter Graphs, Pictograms and Pie Charts **Higher Tier Key Topics** The revision list for the higher tier is the same as the foundation tier, with the following additional topics: Circle Theorems, Cumulative Frequency and Box Plots, Surds, Indices, Iteration, Functions and Histograms
Paper 2 – Calculator	Wednesday 20th January – pm	1 hour 30 minutes	
Paper 3 – Calculator	Tuesday 26th January – am	1 hour 30 minutes	

Exam board	AQA
Suggested revision guides	The best thing to do to revise for maths is to practice questions, so the recommended revision books are ones with lots of practice questions. The CGP GCSE AQA maths revision guides are the most useful and are available in school. If you buy them online, make sure you have the correct version for higher tier or foundation tier.
Suggested revision websites	The following websites have past papers, mark schemes and revision resources https://vle.mathswatch.co.uk/vle/ https://corbettmaths.com/2023/08/01/gcse-revision/ https://www.mathsgenie.co.uk/
Checklist	Maths foundation tier checklist Maths higher tier checklist
Contact	k.worthington@settlecollege.n-yorks.sch.uk

Back to contents

Separate sciences

Mock exam paper	Date of exam	Length of exam	Key topics for each exam
Biology breadth paper	Tuesday 12th January – am	1 hour 45 minutes	B1,2,3,4,5
Biology depth paper	Friday 22nd January – pm	1 hour 45 minutes	
Chemistry breadth paper	Monday 18th January – am	1 hour 45 minutes	C1,2,3,4,5
Chemistry depth paper	Tuesday 26th January – pm	1 hour 45 minutes	
Physics breadth paper	Wednesday 20th January – am	1 hour 45 minutes	P1,2,3,4,5
Physics depth paper	Friday 8th January – pm	1 hour 45 minutes	

Exam board	OCR 21st Century Science Biology B OCR 21st Century Science Chemistry B OCR 21st Century Science Physics B
Suggested revision guides	Can be bought from the department for cheaper or online below: Example of physics, but pupils need the chemistry and biology as well. https://www.amazon.co.uk/New-Grade-9-1-GCSE-Physics/dp/1782945636/ref=sr_1_1?crid=2547W49HGMEG3&keywords=ocr+21st+century&qid=1702284005&s=books&sprefix=ocr+21st+century%2Cstripbooks%2C66&sr=1-1 https://www.amazon.co.uk/New-Grade-9-1-GCSE-Physics/dp/1782945075/ref=pd_sbs_d_sccl_2_3/523-2953223-7527261?pd_rd_w=nAOa3&content-id=amzn1.sym.b830a4e4-1d9a-4b95-9151-26f4eef7c6c8&pf_rd_p=b830a4e4-1d9a-4b95-9151-26f4eef7c6c8&pf_rd_r=9K31SQ8P220PMF9V8Z1E&pd_rd_wg=NJZk3&pd_rd_r=4fc10023-676b-43c7-9b6c-022d58346bc2&pd_rd_i=1782945075&psc=1
Suggested revision websites	Seneca - log in: https://senecalearning.com/en-GB/ BBC Bitesize - https://www.bbc.co.uk/bitesize/levels/z98jmp3 Fuse Science- Youtube - https://www.youtube.com/@fuseschool Cognito - https://cognito.org/ Physics and maths tutor (does all 3 sciences) - https://www.physicsandmathstutor.com/ Past papers: Biology: https://www.ocr.org.uk/qualifications/gcse/twenty-first-century-science-suite-biology-b-j257-from-2016/assessment/ Chemistry: https://www.ocr.org.uk/qualifications/gcse/twenty-first-century-science-suite-chemistry-b-j258-from-2016/assessment/ Physics: https://www.ocr.org.uk/qualifications/gcse/twenty-first-century-science-suite-physics-b-j259-from-2016/assessment/
Checklist	Biology checklist Chemistry checklist Physics checklist
Contact	r.horton@settlecollege.n-yorks.sch.uk

Back to contents

Combined sciences

Mock exam paper	Date of exam	Length of exam	Key topics for each exam
Biology	Tuesday 12th January – am	1 hour 45 minutes	B1,2,3,4,5
Chemistry	Monday 18th January – am	1 hour 45 minutes	C1,2,3,4,5
Physics	Wednesday 20th January – am	1 hour 45 minutes	P1,2,3,4,5
Combined science	Friday 22nd January – pm	1 hour 45 minutes	This is sometimes called the 'data' paper, looking at all 3 sciences with synoptic (across topic) questions and scientific skills. A particular focus on data in science (tables and graphs).

Exam board	OCR 21st Century Science Combined (Foundation or Higher)
Suggested revision guides	Can be bought from the department for cheaper or online below: Combined H Revision guide: https://www.amazon.co.uk/New-Grade-GCSE-Combined-Science/dp/1782945644/ref=asc_df_1782945644/?tag=googshopuk-21&linkCode=df0&hvadid=310848077451&hvpos=&hvnetw=g&hvrand=14676146965126609362&hvpone=&hvptwo=&hvqmt=&hvdev=c&hvdvcmdl=&hvlocint=&hvlocphy=9046588&hvtargid=pla-563714602784&psc=1&mcid=b4530439889536b1ac7d2727199fb46c&th=1&psc=1 Combined F Revision guide: https://www.amazon.co.uk/New-Grade-GCSE-Combined-Science/dp/1782945652/ref=asc_df_1782945652/?tag=googshopuk-21&linkCode=df0&hvadid=310867999190&hvpos=&hvnetw=g&hvrand=11943294760485924706&hvpone=&hvptwo=&hvqmt=&hvdev=c&hvdvcmdl=&hvlocint=&hvlocphy=9046588&hvtargid=pla-627834921757&psc=1&mcid=ec58ba79c3f53256984587fe83c0cdce&th=1&psc=1
Suggested revision websites	Seneca - log in: https://senecalearning.com/en-GB/ BBC Bitesize - https://www.bbc.co.uk/bitesize/levels/z98jmp3 Fuse Science- Youtube - https://www.youtube.com/@fuseschool Cognito - https://cognito.org/ Physics and maths tutor (does all 3 sciences) - https://www.physicsandmathstutor.com/ Past Papers: https://www.ocr.org.uk/qualifications/gcse/twenty-first-century-science-suite-combined-science-b-j260-from-2016/assessment/
Checklist	Combined science checklist
Contact	r.horton@settlecollege.n-yorks.sch.uk

Back to contents

Religious Studies

Mock exam paper	Date of exam	Length of exam	Key topics for each exam
Paper 1 combining Muslim and Christian Beliefs	Friday 8th January – pm	1 hour 45 minutes	Christian Beliefs (Trinity, Creation, Incarnation etc) Muslim Beliefs (Allah, Angels, Prophets, books etc) Matters of Life and Death in Christianity (Life after Death, Abortion, Euthanasia) Crime and Punishment in Islam (Justice, crime and punishment, death penalty)

Exam board	Edexcel B
Suggested revision guides	GCSE Religious Studies for Edexcel B (9-1): Religion and Ethics through Christianity and Religion, Peace and Conflict through Islam Revision Guide by Waqar Ahmad Ahmedi ISBN 13 9780198432562 But remember…it's only a book! It can't do the revision for you.
Suggested revision websites	https://www.bbc.co.uk/bitesize/levels/z98jmp3 https://qualifications.pearson.com/en/qualifications/edexcel-gcses/religious-studies-b-2016.coursematerials.html#%2FfilterQuery=category:Pearson-UK:Category%2FExam-materials **Take care** to find the right paper for the options that we complete. **ONLINE REVISION BOOKLETS:** Christian Beliefs - https://www.bluecoatwollaton.co.uk/wp-content/uploads/sites/11/2022/05/Christianity-Belief-in-God-Revision-Booklet.pdf Muslim Beliefs - https://www.bluecoatwollaton.co.uk/wp-content/uploads/sites/11/2022/05/Islam-Belief-in-Allah-Revision-Booklet.pdf Christianity Life and Death - https://www.bluecoatwollaton.co.uk/wp-content/uploads/sites/11/2022/05/Christianity-Matters-of-Life-and-Death-Revision-Booklet.pdf Crime and Punishment in Islam - https://www.bluecoatwollaton.co.uk/wp-content/uploads/sites/11/2022/05/Islam-Crime-and-Punishment-Revision-Booklet.pdf
Checklist	Religious Studies checklist
Contact	s.king@settlecollege.n-yorks.sch.uk

Back to contents

Art

Unlike most GCSE subjects, Art is assessed through portfolio work and a practical examination rather than a written paper. This mock examination follows the same format as the final GCSE assessment, giving students the opportunity to develop and present a final outcome from their coursework preparation. The supervised practical sessions allow students to demonstrate the artistic skills, techniques and ideas they have developed throughout the course, helping them prepare for the demands of the final GCSE examination.

Exam dates: Monday 1st February – Tuesday 2nd February

Exam board	AQA
Checklist	Art checklist
Contact	j.chapman@settlecollege.n-yorks.sch.uk

Back to contents

Computer Science

<table>
<tr><th>Mock exam paper</th><th>Date of exam</th><th>Length of exam</th><th>Key topics for each exam</th></tr>
<tr><td>Written exam paper</td><td>Friday 22nd January - am</td><td>1 hour 30 minutes</td><td>
<u>Revise everything covered so far</u> (especially Binary and binary representation... and networks):

<u>And:</u>
<table>
<tr><th>Craig'n'Dave Video</th><th>Topic</th></tr>
<tr><td>Flowchart symbols
https://craigndave.org/videos/gcse-edexcel-topic-1a-how-to-produce-algorithms/ and
https://craigndave.org/videos/gcse-edexcel-topic-6a-how-to-product-algorithms-using-pseudocode-and-flow-diagrams/</td><td>Topic 1A – Computational Thinking and Algorithms / Topic 6A – Developing Code</td></tr>
<tr><td>Pseudocode
https://craigndave.org/videos/gcse-edexcel-topic-1a-how-to-produce-algorithms/</td><td>Topic 1A – Computational Thinking and Algorithms</td></tr>
<tr><td>Trace tables / algorithm tracing
https://craigndave.org/videos/gcse-edexcel-topic-1a-using-trace-tables-to-determine-the-purpose-of-algorithms/</td><td>Topic 1A – Computational Thinking and Algorithms</td></tr>
<tr><td>Runtime errors and debugging
https://craigndave.org/videos/gcse-edexcel-topic-6a-how-to-identify-syntax-and-logic-errors/</td><td>Topic 6A – Developing Code</td></tr>
<tr><td>Bubble sort
https://craigndave.org/videos/gcse-edexcel-topic-1a-bubble-sort/</td><td>Topic 1A – Computational Thinking and Algorithms</td></tr>
<tr><td>Merge sort and efficiency
https://craigndave.org/videos/gcse-edexcel-topic-1a-merge-sort/</td><td>Topic 1A – Computational Thinking and Algorithms</td></tr>
<tr><td>Algorithm efficiency (memory implications)
https://craigndave.org/videos/gcse-edexcel-topic-1a-algorithm-efficiency/</td><td>Topic 1A – Computational Thinking and Algorithms</td></tr>
<tr><td>Interpreters and translators
https://craigndave.org/videos/gcse-edexcel-topic-3b-characteristics-of-compilers-and-interpreters/</td><td>Topic 3B – Software & Programming Languages</td></tr>
</table>
<u>Topics I think you will forget</u>
Robust code: https://craigndave.org/videos/gcse-edexcel-topic-3b-importance-of-robust-software/
programming languages: https://craigndave.org/videos/gcse-edexcel-topic-3b-characteristics-of-compilers-and-interpreters/
CPU: https://craigndave.org/videos/gcse-edexcel-topic-3a-common-cpu-components-and-their-function/
</td></tr>
</table>

Exam board	Pearson Edexcel
Suggested revision guides	https://amzn.eu/d/0Y1HsjI and https://amzn.eu/d/j2usb8t
Suggested revision websites	EXAM PRACTICE Smart Revise - https://smartrevise.online/
Checklist	Computer Science checklist
Contact	e.partridge@settlecollege.n-yorks.sch.uk

Back to contents

Engineering

Mock exam paper	Date of exam	Length of exam	Key topics for each exam
Unit 3 – written exam	Friday 15th January – am	1 hour 30 minutes	**Machines and engineering tools** **Material properties** **Ferrous and non-ferrous metals** **Joining methods – metals** **Conductors and insulators** **Smart materials** **Conversion drawing – Orthographic, Isometric,** **Testing – NDT, DT** **Risk assessments** **Gear ratios** **Bluetooth and Wi-Fi benefits** **Electronics - Circuit symbols, processes, Ohm's Law** **Sustainability**

Exam board	WJEC Eduqas – level 1/2
Suggested revision guides	WJEC Vocational Award Engineering Level ½ - Illuminate Publishing Matthew Wrigley ISBN 1860857515. Student version ISBN 9781398379510 Downloadable revision guides also on your Teams files section.
Suggested revision websites	https://sites.google.com/view/the-design-and-technology-site/home?fbclid=IwQ0xDSwMK2utjbGNrAwra1GV4dG4DYWVtAjExAAEeH_fgAYubh73WDX2OyHZdBlAtWxiqHdbiyL4_h1-YWIRG1-Ty5r3dyLuadR8_aem_ifKmcKQ_GqAspJSM97BIXg https://www.bbc.co.uk/bitesize/guides/zh4g4qt/revision/1 https://resources.wjec.co.uk/pages/ResourceSingle.aspx?rIid=4914 Past papers: https://www.wjec.co.uk/qualifications/engineering-level-1-2/#tab_pastpapers
Checklist	Engineering checklist
Contact	m.greenep@settlecollege.n-yorks.sch.uk

Back to contents

Enterprise and marketing

Mock exam paper	Date of exam	Length of exam	Key topics for each exam
RO67 Enterprise and Marketing Concepts.	Monday 18th January – pm	1 hour 15 minutes	This question paper has two parts: • Part A – comprising of 10 multiple choice questions (MCQs) • Part B – comprising of short answer questions and three extended response questions. **Topic Area 1: Characteristics, risk and reward for enterprise** 1.1 Characteristics of successful entrepreneurs 1.2 Potential reward for risk-taking 1.3 Potential drawbacks for risk-taking **Topic Area 2: Market research to target a specific customer** 2.1 The purpose of market research 2.2 Primary market research methods 2.3 Secondary market research sources 2.4 Types of data 2.5 Types of market segmentation 2.6 The benefits of market segmentation to a customer **Topic Area 3: What makes a product financially viable** 3.1 Cost of producing the product 3.2 Revenue generated by sales of the product 3.3 Profit/loss 3.4 How to use the formula for break-even as an aid to decision making 3.5 Importance of cash **Topic Area 4: Creating a marketing mix to support a product** 4.1 The marketing mix elements for a good/service 4.2 How the elements of the marketing mix work together 4.3 Types of advertising medium used to attract and retain customers and the appropriateness of each 4.4 Sales promotion techniques used to attract and retain customers and the appropriateness of each 4.5 Public relations 4.6 How to sell the good/service to the customer 4.7 The product lifecycle

Exam board	OCR
Suggested revision guides	My Revision Notes: Level 1/Level 2 Cambridge National in Enterprise & Marketing: Second Edition Paperback – 9 Sept. 2022 Authors: Tess Bayley and Leanna Oliver
Suggested revision websites	*Sample papers can be found here:* *https://ocr.org.uk/qualifications/cambridge-nationals/enterprise-and-marketing-level-1-2-j837/*
Checklist	Enterprise & Marketing checklist
Contact	s.parry@settlecollege.n-yorks.sch.uk

Back to contents

Geography

Mock exam paper	Date of exam	Length of exam	Key topics for each exam
Only 1 paper for the mock in January	Thursday 14th January – am	1 hour 30 minutes	All the content covered up to Christmas could be in the mock exam. **The Physical Environment** Living world - global biomes, rainforests. UK Landscapes - Rivers and Coasts **The Human Environment** Changing Economic World

Exam board	AQA
Suggested revision guides	CGP is the one students tend to be the most familiar with. Hodder is more like a textbook, so much more detailed. Ideally suited for grades 7-9. I have both copies in school for students to look through to help decide. CGP GCSE 9-1 Geography AQA Revision Guide (with Online Ed) | CGP Books Hodder My Revision Notes: AQA GCSE (9–1) Geography Second Edition: Hodder Education
Suggested revision websites	AQA | Geography | GCSE | Geography Past Papers: https://www.aqa.org.uk/subjects/geography/gcse/geography-8035/assessment-resources Seneca - https://senecalearning.com/en-GB/blog/gcse-geography-revision/ GCSEpod - https://www.gcsepod.com/gcse-learning-and-revision-pods/ BBC bitesize - https://www.bbc.co.uk/bitesize/subjects/zkw76sg Internet geography - see the links below Living World link Coasts link Rivers link Changing Economic World link
Checklist	Geography checklist
Contact	r.whitaker@settlecollege.n-yorks.sch.uk

Back to contents

History

Mock exam paper	Date of exam	Length of exam	Key topics for each exam
Paper 1 – Germany	Tuesday 12th January – pm	1 hour 30 minutes	Germany The Weimar Republic Hitler's rise to power Nazi control and dictatorship Life in Nazi Germany- what we've covered by 18/12/26
Paper 2 – Medicine	Thursday 21st January - pm	1 hour 20 minutes	Medicine Medicine and treatment during WW1 Medieval medicine (c1250-1500) Renaissance medicine (c1500-1700) Medicine in industrial Britain (c1700-1900) Medicine since 1900 – what we've covered by 18/12/26

Exam board	Pearson/Edexcel
Suggested revision guides	There are several series of revision guides published for our specification (Pearson Edexcel GCSE 9-1 History): **CLEAR REVISE (PG ONLINE) – this series is the most recently published and strongly recommended. They do a separate guide for each topic – this is the link for the Medicine one, but they do them for Germany, Superpower Relations and Early Elizabethan England too.** https://www.amazon.co.uk/GCSE-Edexcel-History-Medicine-Britain/dp/1910523445/ref=sr_1_1?crid=Q32WNPXAOUYU&keywords=9781910523445&qid=1701359550&s=books&sprefix=9781910523445%2Cstripbooks%2C84&sr=1-1 **PEARSON – these are the ones we sometimes use in class. Below is the link for the Medicine revision book, but they do them for Germany, Superpower Relations and Elizabethan England too.** They publish Practice Paper + books and revision cards too which are also very good. **https://www.amazon.co.uk/Edexcel-History-Medicine-Revision-Workbook/dp/1292169729/ref=sr_1_14?crid=1SVTEMW8NZ78T&keywords=gcse+history+edexcel+revision+guide+9-1&qid=1636732470&sprefix=gcse+history+%2Caps%2C170&sr=8-14** **HODDER MY REVISION NOTES - this is a single guide which covers all the units for the summer exams:** https://www.amazon.co.uk/My-Revision-Notes-Pearson-Edexcel/dp/1510469443/ref=sr_1_21?crid=2ONIYRKBVUP1V&keywords=hodder+history+revision&qid=1701359711&sprefix=hodder+history+revision%2Caps%2C82&sr=8-21
Suggested revision websites	Past Papers: https://qualifications.pearson.com/en/qualifications/edexcel-gcses/history-2016.coursematerials.html#/filterQuery=category:Pearson-UK:Category/Exam-materials BBC Bitesize (particularly good for the Germany unit).- https://www.bbc.co.uk/bitesize/levels/z98jmp3 BBC Teach – Medicine revision https://www.bbc.co.uk/teach/class-clips-video/articles/zdcy8xs
Checklist	History checklist
Contact	p.fisher@settlecollege.n-yorks.sch.uk

Back to contents

Hospitality and Catering

Mock exam paper	Date of exam	Length of exam	Key topics for each exam
Unit 1	Friday 22nd January – am	45 minutes	Hospitality and catering providers Working in the industry Working conditions Contributing factors to the success of the industry Food related causes of ill health Symptoms and signs of food-induced ill health Preventative control measures of food-induced ill health The Environmental Health Officer (EHO)

Exam board	WJEC – level 1/2
Suggested revision guides	WJEC Level 1/2 Vocational Award in Hospitality & Catering: Revision Guide (with Online Edition): WJEC Level 1/2 Vocational Award in Hospitality & Catering: Revision Guide (with Online Edition): perfect for the 2026 and 2027 exams : CGP Books, CGP Books: Amazon.co.uk: Books Exam Practice Workbook WJEC Level 1/2 Vocational Award in Hospitality & Catering: Exam Practice Workbook (with Onl Ed): perfect for the 2026 and 2027 exams : Mann, Sarah, CGP Books: Amazon.co.uk: Books Revision Question Cards New WJEC Level 1/2 Vocational Award in Hospitality & Catering: Revision Question Cards : CGP Books, CGP Books: Amazon.co.uk: Books WJEC Level 1/2 Vocational Award Hospitality and Catering (Technical Award) Study & Revision Guide – WJEC Level 1/2 Vocational Award Hospitality and Catering (Technical Award) Study & Revision Guide – Revised Edition : Tull, Anita: Amazon.co.uk: Books Class Teams
Suggested revision websites	Key information: https://filter.resources.wjec.co.uk/en/s/Hospitality%20and%20Catering https://studyrocket.co.uk/revision/level-2-hospitality-and-catering-wjec/the-hospitality-and-catering-industry/options-for-hospitality-and-catering-provision https://www.bbc.co.uk/bitesize/subjects/zbtvxyc https://resources-legacy.wjec.co.uk/pages/ResourceSingle.aspx?rlid=6366 Past papers: https://www.wjec.co.uk/qualifications/level-12-vocational-award-in-hospitality-and-catering/#tab_pastpapers
Checklist	Hospitality & Catering checklist
Contact	h.craig@settlecollege.n-yorks.sch.uk

Back to contents

iMedia

Mock exam paper	Date of exam	Length of exam	Key topics for each exam
Pre-production skills	Friday 22nd January – am	1 hour 15 minutes	Topics: • **The media industry** • **Factors influencing product design** • **Pre-production planning** • **Distribution considerations** Revise everything! And practice plenty of papers.

Exam board	OCR
Suggested revision guides	To pay for revision guide: https://amzn.eu/d/07rRTJT3 Workbook: https://amzn.eu/d/0dYrfGzz
Suggested revision websites	Imedia video channel - https://youtube.com/playlist?list=PLRWYJlKco6rndF8eB78pJ-YT8GCBQGhRY&si=9IRNyt32ljXR9rQr Know it all ninja: https://www.knowitallninja.com/ Erevision: https://erevision.uk/ Imedia genius: https://imediagenius.co.uk/ Imedia past papers: https://www.ocr.org.uk/qualifications/cambridge-nationals/creative-imedia-level-1-2-j834/assessment/ (question papers mark schemes and reports)
Checklist	iMedia checklist
Contact	e.partridge@settlecollege.n-yorks.sch.uk

Back to contents

Music

Mock exam paper	Date of exam	Length of exam	Key topics for each exam
Written Exam Paper	Thursday 21st January - am	1 hour 15 minutes	**The 4 Areas of Study & Exam Structure** • **Area of Study 1: Musical Forms and Devices** • Based on the **Western Classical Tradition**. • Unseen Western Classical music testing forms (e.g., binary, ternary, rondo, variation, ground bass) and devices (e.g., sequence, imitation, pedal point, ostinato). • **Area of Study 2: Music for Ensemble** • Explores textures and sonorities across chamber music, jazz and blues, musical theatre, and Baroque/Classical/Romantic ensembles. • Key composers and styles include jazz/blues combos, chamber groups, and stage/theatre ensembles. • **Area of Study 3: Film Music** • Focuses on how music creates mood, character, and action in film. • Music by composers such as John Berry, Hans Zimmer, Klaus Badelt, and John Williams (*Star Wars*). • Concepts to revise: leitmotif, non-diegetic vs. diegetic music, mickey-mousing, ostinato, pedal notes, and orchestral scoring. • **Area of Study 4: Popular Music** • Covers pop, rock, fusion, and singer-songwriter styles. • Unseen pop/rock styles (e.g., The Beatles, Queen, Adele, synth-pop, rock anthems).

Exam board	Eduqas
Suggested revision guides	Eduqas GCSE Music Revised Edition Revision Guide by Jan Richards
Suggested revision websites	GCSE Music - Eduqas - BBC Bitesize
Checklist	Music checklist
Contact	l.alderson@settlecollege.n-yorks.sch.uk

Back to contents

PE

Mock exam paper	Date of exam	Length of exam	Key topics for each exam
Paper 1: Physical factors affecting performance	Tuesday 19th January – pm	1 hour 15 minutes	Students explore how parts of the human body function during physical activity and the physiological adaptations that can occur due to diet and training. They also develop skills in data analysis, and an understanding of the principles of training, why we train in different ways and how training plans can be made to optimise results. There are two topics: • Applied anatomy and physiology • Movement Analysis. • Phsical Training
Paper 2: Socio-cultural issues and sports psychology	Monday 25th January – pm	1 hour 15 minutes	Students develop their knowledge of the social-cultural and psychological influences on levels of participation in sport, and also how sport impacts on society more broadly. This includes the individual benefits to health, fitness and well-being of participating in physical activity, as well as the influences of commercialisation, sponsorship and the media. There are three topics: • Socio-cultural influences • Sports psychology • Health, fitness and well-being.

Exam board	AQA
Suggested revision guides	- CGP Revision guide - CGP Exam practice book - CGP Revision Cards
Suggested revision websites	Past Papers: AQA BBC Bitesize – GCSE PE AQA Everlearner - The EverLearner - YouTube Teams – All class slides, plus revision and past exams papers, are on the class Teams channel.
Checklist	PE checklist
Contact	r.ellis@settlecollege.n-yorks.sch.uk

Back to contents

Photography

Unlike most GCSE subjects, Photography is assessed through practical portfolio work and a photographic outcome rather than a written examination. This mock examination mirrors the structure of the final GCSE assessment, allowing students to refine and present a final photographic outcome based on preparatory work completed in advance. The supervised practical sessions provide valuable experience of the creative and technical processes required for success in the final GCSE examination.

Exam dates: Thursday 28th January – Friday 29th January

Exam board	AQA
Checklist	Photography checklist
Contact	j.chapman@settlecollege.n-yorks.sch.uk

Back to contents

Spanish

Mock exam paper	Date of exam	Length of exam	Key topics for each exam
Reading	Thursday 21st January – am	Higher: 1 hour Foundation: 45 minutes	**Theme 1: People and lifestyle** Theme 1 covers the following three topics: Topic 1: Identity and relationships with others Topic 2: Healthy living and lifestyle Topic 3: Education and work **Theme 2: Popular culture** Theme 2 covers the following three topics: Topic 1: Free-time activities Topic 2: Customs, festivals and celebrations Topic 3: Celebrity culture **Theme 3: Communication and the world around us** Theme 3 covers the following three topics: Topic 1: Travel and tourism, including places of interest Topic 2: Media and technology Topic 3: The environment and where people live
Listening	Thursday 21st January – am	Higher: 45 minutes Foundation: 35 minutes	
Writing	Friday 15th January – pm	Higher: 1 hour 15 minutes Foundation: 1 hour 10	

Exam board	AQA
Suggested revision guides	CGP GCSE AQA Spanish Complete Revision and practice Revise the questions and answers that you completed.
Suggested revision websites	Past papers: https://www.aqa.org.uk/subjects/spanish/gcse/spanish-8692/assessment-resources Use teams for revision of all your lessons and lists of vocabulary for each module. Use Active Hub for all the transcripts of the listening activities from the textbook.
Checklist	Spanish checklist
Contact	s.bataller@settlecollege.n-yorks.sch.uk

Back to contents